

Directions to Capital Region Physicians

Ground Floor

Directions from the South

(Eldon, Lake Ozark, Versailles, Stover)

- 1) Take Highway 54 East to Madison Street exit
- 2) Turn right into the 2nd driveway to access the CRP-Clinic Entrance

Directions from the North

(Ashland, Fulton, Holts Summit)

- 1) Take Highway 54 West/63 South across the bridge and exit to Highway 50 East/63 South at interchange
- 2) Proceed to Madison Street (fourth traffic light) and turn right
- 3) CRP-Clinic Entrance is at top of hill on left

Directions from the East

(Taos, Westphalia, Linn, Owensville)

- 1) Take Highway 50 West/63 North to Madison Street (second traffic light inside city limits) and turn left
- 2) CRP-Clinic Entrance is at top of hill on left

Directions from the West

(California, Tipton)

- 1) Take Highway 50 East to Madison Street (fourth traffic light inside city limits) and turn right
- 2) CRP-Clinic Entrance is at top of hill on left



Madison Street



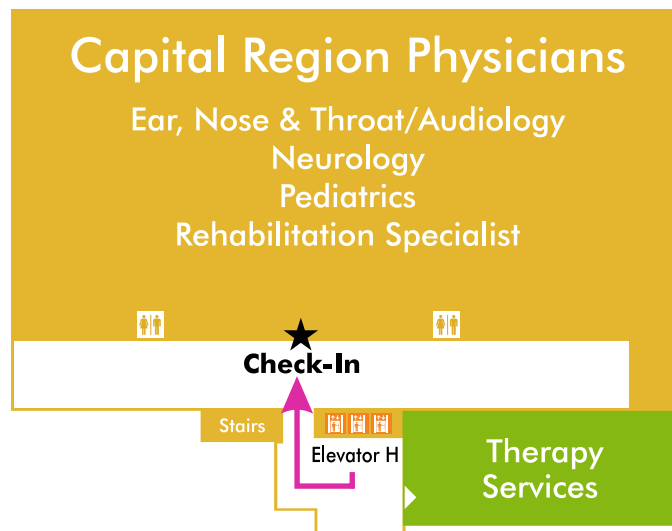
**Capital Region[®]
PHYSICIANS**

An Affiliate of  Health Care

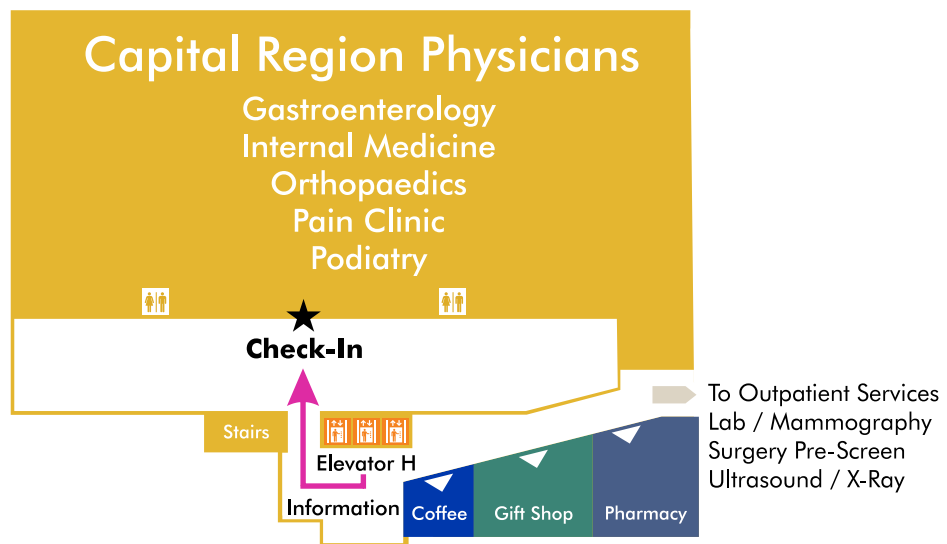
1125 Madison Street • Jefferson City, Missouri

www.crmc.org • 573-632-5000


Floor 1



Floor 2



Floor 3



 Exit elevator H, turn to the right and go around corner to check in desk.